

skram

skramfurniture.com



lineground console

L31 / L32 / L33



Lineground consoles feature solid timber construction, mortise-and-tenon joinery, and mitered corners with matched seams/waterfall edges. Drawers are maple timber with cork-lined bottoms with soft-closing concealed runners and recessed, integral pulls. There are 3 standard models. L31 & L32 have two drawers. L33 has 4 drawers. Custom sizes, configurations, and materials are available. Residential or contract use.

skram

L31 width 42 / 107cm depth 15 / 38cm height 28 / 71cm


L32 width 48 / 122cm depth 15 / 38cm height 32 / 81cm

L33 width 60 / 152cm depth 15 / 38cm height 36 / 91cm


Timber




WA-N: White
Ash, Natural




WA-G: White
Ash, Grey




WA-E: White
Ash, Ebonized



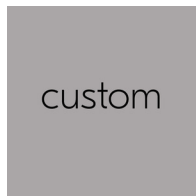
WA-WW: White
Ash,
Whitewashed



RWO-N: Rift
White Oak,
Natural



WAL: Walnut,
Natural



custom