

# skram

skramfurniture.com



## lineground farm table

L68



Lineground Farm Table features include 1.5" solid timber construction, 1.25" reverse bullnose edge profiles, and knurled aluminum adjustable leveler feet. The lineground bench is offered as a companion to this product. Custom sizes, configurations, and materials are available. Residential or contract use.

# skram

---

**L68**

width 96 / 244

depth 36 / 91

height 29 / 74


---

## Timber


---




WA-N: White  
Ash, Natural




WA-G: White  
Ash, Grey



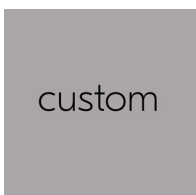
WA-E: White  
Ash, Ebonized



WA-WW: White  
Ash,  
Whitewashed



WAL: Walnut,  
Natural



custom